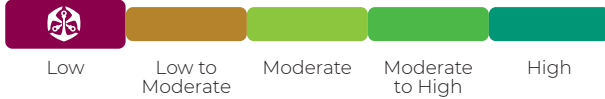




# OLD MUTUAL INCOME FUND

## FUND INFORMATION

### RISK PROFILE



### RECOMMENDED INVESTMENT TERM



### COMPOSITE BENCHMARK:

80% STeFI Composite Index & 20% All Bond Index

### RISK OBJECTIVE:

No negative quarters.

### ASISA CATEGORY:

South African – Interest Bearing – Short Term

### FUND MANAGER(S):

Yunus January  
(Futuregrowth Asset Management)

### LAUNCH DATE:

22/04/1989

### SIZE OF FUND:

R4.7bn

### DISTRIBUTIONS: (Quarterly)\*

Date	Interest	Yield	Total %
31/03/2026	2.28c	7.34%	1.73%
31/12/2025	2.39c	7.40%	1.79%
30/09/2025	2.49c	7.68%	1.88%
30/06/2025	2.50c	7.92%	1.91%

\* Class A fund distributions

### TAX REFERENCE NUMBER:

1061/106/25/6

CODES	JSE	ISIN
<b>Class A</b>	OMINFA	ZAE000279303
<b>Class B1</b>	OMIB1	ZAE000174132
<b>Class R</b>	OMTI	ZAE000020822

### FUND OBJECTIVE

The fund aims to offer a high level of income, together with relative capital stability. It aims to pay out a high regular income without putting the investor's money at undue risk. It aims to achieve higher than money market returns by taking on marginally more risk.

### WHO IS THIS FUND FOR?

This fund is suited to investors seeking capital stability. It can be used as a secure parking bay in times of stock market instability as well as a means of phasing money into an equity (share) fund over a period of time.

### INVESTMENT MANDATE

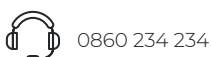
The fund invests in local interest-bearing investments including fixed and floating rate bonds and money market instruments. The weighted average modified duration of the fund will always be less than two years, which contributes to its relative capital stability. Derivatives may be used for efficient portfolio management purposes.

### REGULATION 28 COMPLIANCE

The fund does not comply with the asset allocation sublimits set out in Regulation 28 of the Pension Funds Act, and therefore the fund is not Regulation 28 compliant.

## CONTACT DETAILS

Funds are available via Old Mutual Wealth.

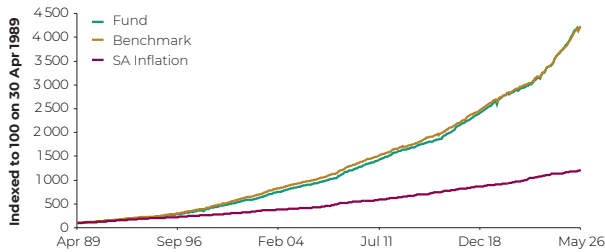




# OLD MUTUAL INCOME FUND

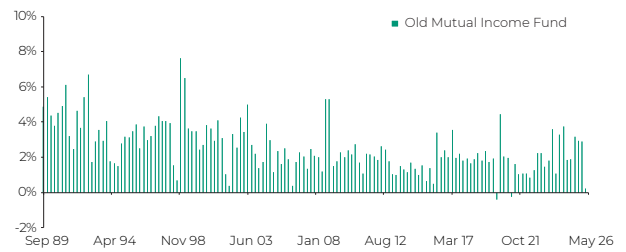
## FUND PERFORMANCE AS AT 31/05/2026

### PERFORMANCE SINCE INCEPTION



Past performance is no indication of future performance.

### ROLLING QUARTER-END RETURNS



% Performance (Annualised)						
	1-Yr	3-Yr	5-Yr	7-Yr	10-Yr	Since Inception <sup>1</sup>
Fund (Class R)	11.6%	10.4%	8.4%	8.0%	8.4%	10.7%
Fund (Class B1) <sup>2</sup>	11.8%	10.6%	8.6%	8.2%	8.6%	-
Fund (Class A) <sup>3</sup>	11.6%	10.4%	8.4%	-	-	-
Benchmark	11.3%	9.9%	8.0%	7.6%	7.8%	10.7%

<sup>1</sup> Performance since inception of the fund.

<sup>2</sup> Inception: 31 January 2013. Class B1 is available through investment platforms such as Old Mutual Wealth.

<sup>3</sup> Inception: 29 February 2020

Past performance is no indication of future performance. Fund returns are net of fees and measured against the benchmark.

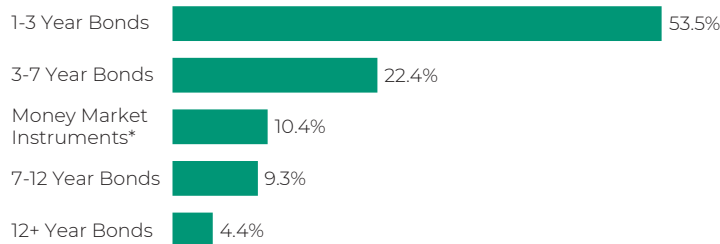
Rolling 12-Month Return	Highest	Average	Lowest
Fund (Since Inception)	27.8%	10.7%	3.5%

Risk Statistics (Since Inception)	
Maximum Drawdown	-5.0%
Months to Recover	2
% Positive Months	95.0%
Annual Standard Deviation	2.5%

Risk statistics are calculated based on monthly performance data from inception of the fund.

## FUND COMPOSITION

### ASSET & PERCENTAGE ALLOCATION



\* Money market instruments include cash, NCDs and treasury bills.

### PRINCIPAL HOLDINGS AS AT 31/03/2026

Holding	% of Fund
R2035 8.875% 28/02/2035	7.1%
I2033 1LB 1.875% 28/02/2033	4.4%
R210 2.60% 31/03/2028	4.2%
RN2030 FRN 17/09/2030	2.8%
OML13 FRN 23/09/2026	2.5%
RN2032 FRN 31/03/2032	2.3%
GDA44 FRN 20/07/2028	1.9%
R2032 8.25% 31/03/2032	1.9%
Eskom Holdings Ltd ES26 02/04/2026	1.9%
R2037 8.50% 31/01/2037	1.7%



# OLD MUTUAL INCOME FUND

## PORTFOLIO MANAGERS COMMENTARY AS AT 31/03/2026

FUTUREGROWTH ASSET MANAGEMENT



**YUNUS JANUARY**

• 15 years of investment experience

Global long-dated government bond yields remained under pressure, although the dominant driver shifted from fiscal to monetary concerns as the outbreak of the Iran-US-Israel conflict extinguished near-term expectations of further central bank monetary easing. The US Federal Reserve held rates unchanged at both its January and March meetings, leaving the fed funds rate at the 3.5% to 3.75% range. A combination of sticky inflation and a weakening labour market maintained the case for a gradual cutting cycle, but the oil shock introduced meaningful upside risk. The Federal Open Market Committee resultantly revised its core Personal Consumption Expenditures projection to 2.7% for 2026, which is well above the 2% target. The 'higher for longer' narrative, already premised on fiscal expansion, which remains intact, has been reinforced by geopolitical uncertainty and the consequential energy shock. A continuation of elevated oil prices, driven by supply disruption through the Strait of Hormuz, increasingly resembles the stagflationary dynamics of the 1970s oil shock.

Domestic bonds entered the period with significant positive momentum, supported

by the officially lower inflation target and an improved fiscal outlook from the Medium Term Budget Policy Statement in the prior quarter. The February Budget reinforced this, delivering a fiscally disciplined package alongside a reduction in bond issuance, causing bond prices to firm further. That said, the near-simultaneous onset of the Iran conflict, despite reports of progress on negotiations, triggered a sharp sell-off as inflation expectations recalibrated higher in response to rand weakness and a rapidly rising oil price. The market, having expected 50 basis points (bps) rate cut over 2026 prior to the conflict, now shifted to pricing just shy of 80bps of hikes over the same period. Bond prices, along with most other asset prices weakened as a result.

The fund has maintained short- to medium-dated nominal bond exposure on the basis of a continued rate cutting cycle, a view that remained intact prior to the onset of the conflict in the Middle East. With the yield curve bull flattening over the period, the fund's limited exposure to bonds in the very long +12-year area of the curve was primarily responsible for underperformance.

The fund's nominal modified duration was reduced to 1.18 from 1.23 over period, increasing the underweight tilt to 0.28 years below the benchmark's 1.46. This was primarily due to a reduction in the fund's three- to seven-year nominal bond exposure. The reduction is on the back of rate cut expectations being shifted out further as a result of expectations of higher near-term headline inflation.

The fund marginally increased its off-benchmark allocation to inflation-linked bonds with a focus on the one- to three-year area of the curve using the proceeds of the nominal bond sale. Inflation linked bonds are expected to benefit from higher near-term inflation, meriting an increase in exposure.

Variable rate notes remain a cornerstone of the strategy, comprising 67.5% of total market value. This substantial allocation serves dual objectives: insulating the portfolio from excessive interest rate volatility over time while generating attractive yield through ongoing credit spread accrual.

Source: Old Mutual Investment Group as at 31/03/2026

## OTHER INVESTMENT CONSIDERATIONS

### ONGOING

	Class A	Class B1	Class R
Annual service fees (excl. VAT)	0.75%	0.60%	0.75%

Please note: Class B1 is available through investment platforms such as Old Mutual Wealth.

Class R is closed to new business.

The fee is accrued daily and paid to the management company on a monthly basis. Other charges incurred by the fund, and deducted from its portfolio, are included in the TER. A portion of Old Mutual Unit Trusts' annual service fees may be paid to administration platforms.

Total Expenses (Incl. Annual Service Fee) (31/03/2026)	36 Months			12 Months		
	Class A	Class B1	Class R	Class A	Class B1	Class R
Total Expense Ratio (TER) Incl. VAT	0.88%	0.71%	0.88%	0.88%	0.71%	0.88%
Transaction Cost (TC)	0.02%	0.02%	0.02%	0.02%	0.02%	0.02%
Total Investment Charge	0.90%	0.73%	0.90%	0.90%	0.73%	0.90%

Please note: Class B1 is available through investment platforms such as Old Mutual Wealth.

Class R is closed to new business.

TER is a historic measure of the impact the deduction of management and operating costs has on a fund's value. A higher TER does not necessarily imply a poor return, nor does a low TER imply a good return. The current TER, which includes the annual service fee, may not necessarily be an accurate indication of future TERs. Transaction Cost (TC) is a necessary cost in administering the fund and impacts fund returns. It should not be considered in isolation as returns may be impacted by many other factors over time including market returns, the type of fund, the investment decisions of the investment manager and the TER.



# OLD MUTUAL INCOME FUND

## MINIMUM INVESTMENTS

### LOW BALANCE CHARGE

Effective from 31 March 2025, a Prescribed Minimum Balance of R10 000 per fund per investment contract will apply. Failure to maintain the Prescribed Minimum Balance in any such fund will result in a Low Balance Charge\* of R31 per month excluding VAT being incurred. However, if there is an existing monthly debit order of a minimum of R500 into each underlying fund within your investment contract, the Low Balance Charge will not apply. Please refer to the [link for a full disclosure](#) on how the Low Balance Charge will apply to your investments.

\* This charge will not apply if investing via investment platforms such as Old Mutual Wealth.

### INITIAL CHARGES (Excl. VAT):

Initial adviser fee will be between 0% and 3.00%.

## DISCLOSURES

**We aim to treat our clients fairly by giving you the information you need in as simple a way as possible, to enable you to make informed decisions about your investments.**

- We believe in the value of sound advice and so recommend that you consult a financial planner before buying or selling unit trusts. You may, however, buy and sell without the help of a financial planner. If you do use a planner, we remind you that they are entitled to certain negotiable planner fees or commissions.
- Investments in unit trusts should ideally be a medium- to long-term strategy that takes cognisance of the Recommended Investment Term of each individual fund as stipulated in its Minimum Disclosure Document. A fund's or an investment strategy's ability to provide benchmark performance, or to achieve its performance target over its Recommended Investment Term on a net of fee basis may be impacted by market illiquidity, differences in fund and market pricing points, concentration risk and other local (and where applicable global) events, such as market- and political developments, macro-economic factors and healthcare risks such as Covid-19, amongst others. Your fund value may therefore go up or down and the investment capital or return on your investment is not guaranteed. How a fund has performed in the past does not necessarily indicate how it will perform in the future.
- The fund fees and costs that we charge for managing your investment are disclosed in this Minimum Disclosure Document (MDD) and in the table of fees and charges, both of which are available on our public website or from our contact centre.
- Additional information of the proposed investment, including brochures, application forms and annual or quarterly reports, can be obtained, free of charge, from Old Mutual Unit Trust Managers (RF) (Pty) Ltd, from our public website at [www.oldmutualinvest.com](http://www.oldmutualinvest.com) or our contact centre on 0860 234 234.
- Our cut-off time for client instructions (e.g. buying and selling) is at 15:00 each working day for all our funds, except for our money market funds, where the cut-off is at 12:30.
- The valuation time is set at 15:00 each working day for all our funds, excluding our money market funds which is at 13:00, to determine the daily ruling price (other than at month-end when we value the Old Mutual Index Funds and Multi-Managed Fund of Funds range at 17:00 close). Daily prices are available on the public website and in the media.
- Unit trusts are traded at ruling prices, may borrow to fund client disinvestments and may engage in scrip lending. The daily ruling price is based on the current market value of the fund's assets plus income minus expenses (NAV of the portfolio) divided by the number of units on issue.
- Excessive daily withdrawals from the fund may place the fund under liquidity pressures. In such circumstances a process of ring-fencing of withdrawal instructions and/or managed payouts over time may be followed.
- Income funds derive their income primarily from interest-bearing instruments as defined. The yield is a current yield and is calculated daily.
- The Net Asset Value to Net Asset Value figures are used for the performance calculations. The performance quoted is for a lump sum investment. The performance calculation includes income distributions prior to the deduction of taxes and distributions are reinvested on the ex-dividend date. Performances may differ as a result of actual initial fees, the actual investment date, the date of reinvestment and dividend withholding tax. Annualised returns are the weighted average compound growth rates over the performance period measured. Performances are in ZAR and as at 31 May 2026. Source: Morningstar.

Futuregrowth Asset Management (Pty) Ltd is a Licensed Financial Services Provider.

Old Mutual Unit Trust Managers (RF) (Pty) Ltd, registration number 1965 008 47107, is a registered manager in terms of the Collective Investment Schemes Control Act 45 of 2002. Old Mutual is a member of the Association for Savings and Investment South Africa (ASISA). Old Mutual Unit Trust Managers has the right to close the portfolio to new investors in order to manage it more efficiently in accordance with its mandate.

Trustee: Standard Bank, PO Box 54, Cape Town 8000. Tel: +27 21 401 2002, Fax: +27 21 401 3887

## CONTACT DETAILS

Funds are available via Old Mutual Wealth.

