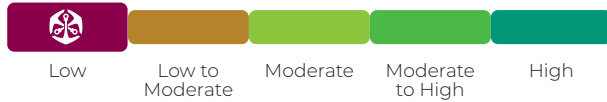




OLD MUTUAL MONEY MARKET FUND

FUND INFORMATION

RISK PROFILE



RECOMMENDED INVESTMENT TERM



BENCHMARK:

STeFI Composite Index

ASISA CATEGORY:

South African – Interest Bearing – SA Money Market

FUND MANAGER(S):

Nadia Ismail
(Futuregrowth Asset Management)

LAUNCH DATE:

26/08/1998

SIZE OF FUND:

R26.4bn

DISTRIBUTIONS: (Monthly)*

Date	Interest	Yield
31/03/2026	0.56c	6.61%
28/02/2026	0.52c	6.60%
31/01/2026	0.57c	6.71%
31/12/2025	0.58c	6.79%
30/11/2025	0.57c	6.98%
31/10/2025	0.59c	6.96%
30/09/2025	0.58c	7.10%
31/08/2025	0.61c	7.23%
31/07/2025	0.62c	7.28%
30/06/2025	0.61c	7.34%
31/05/2025	0.63c	7.48%
30/04/2025	0.61c	7.42%

* Class A fund distributions

TAX REFERENCE NUMBER:

0918/460/25/4

CODES	JSE	ISIN
Class A	OMMF	ZAE000020749
Class B1	OMMB3	ZAE000148581
Class A2	OLMM	ZAE000135802

FUND OBJECTIVE

The fund aims to deliver a regular income and to outperform bank deposits over time, while preserving capital. The fund has never experienced a negative return over any calendar month since inception.

WHO IS THIS FUND FOR?

This fund is suited to investors who want a liquid investment that delivers a regular income and/or maximum capital protection, but who understand that their investment is unlikely to keep pace with inflation if held in the long term.

INVESTMENT MANDATE

The fund invests in money market securities with a maturity of less than 13 months. The fund's weighted average duration may not exceed 90 days.



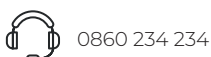
The fund has a Global Credit Rating (GCR) of AA+. The next review date is 30 June 2026.

REGULATION 28 COMPLIANCE

The fund is not required to be Regulation 28 compliant in terms of its Deed, but the fund manager is mandated to comply with Regulation 28 on a day-to-day basis.

CONTACT DETAILS

Funds are also available via Old Mutual Wealth and MAX Investments.



0860 234 234



www.oldmutualinvest.com



unittrusts@oldmutual.com



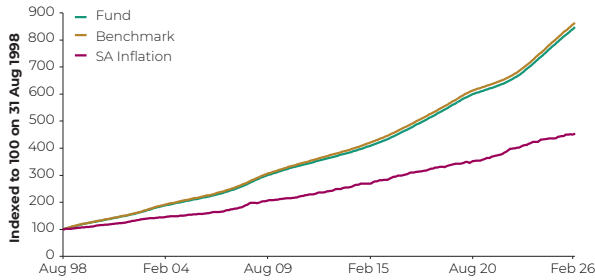
[Invest now](#)



OLD MUTUAL MONEY MARKET FUND

FUND PERFORMANCE AS AT 31/03/2026

PERFORMANCE SINCE INCEPTION



Past performance is no indication of future performance.

% Performance (Annualised)						
	1-Yr	3-Yr	5-Yr	7-Yr	10-Yr	Since Inception ¹
Fund (Class A)	7.3%	8.0%	6.8%	6.6%	6.9%	8.1%
Fund (Class A2) ²	7.4%	8.2%	6.9%	6.7%	7.0%	-
Fund (Class B1) ³	7.6%	8.4%	7.1%	6.9%	7.2%	-
Benchmark	7.3%	8.0%	6.8%	6.5%	6.8%	8.2%

¹ Performance since inception of the fund.

² Inception: 30 June 2009.

³ Inception: 31 July 2009. Class B1 is available through investment platforms such as Old Mutual Wealth.

Performance measurements over periods shorter than the recommended investment term may not be appropriate. Past performance is no indication of future performance. Fund returns are net of fees and measured against the benchmark.

Risk Statistics (Since Inception)

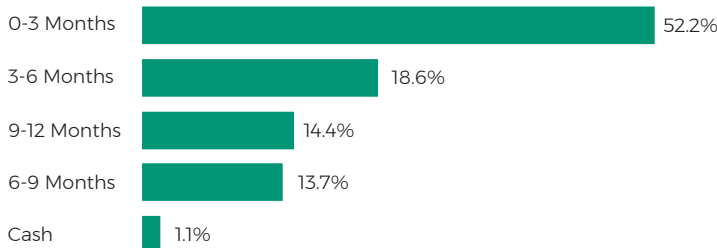
Maximum Drawdown	0.0%
Months to Recover	N/A
% Positive Months	100.0%
Annual Standard Deviation	0.8%

Risk statistics are calculated based on monthly performance data from inception of the fund.

Rolling 12-Month Return	Highest	Average	Lowest
Fund (Since Inception)	18.1%	7.9%	3.8%

FUND COMPOSITION

ASSET & PERCENTAGE ALLOCATION



ISSUER EXPOSURES

	% of Fund
Republic of South Africa	41.9%
Nedbank Ltd	18.4%
Standard Bank of South Africa Ltd	15.6%
ABSA Bank Ltd	13.3%
Investec Bank Ltd	3.0%
FirstRand Bank Ltd	1.8%
Toyota Financial Services (SA) (Pty) Ltd	1.7%
Sappi Southern Africa Ltd	1.7%
Bidvest Treasury Services (Pty) Ltd	1.2%
Other	1.5%



OLD MUTUAL MONEY MARKET FUND

PORTFOLIO MANAGERS COMMENTARY

FUTUREGROWTH ASSET MANAGEMENT



NADIA ISMAIL

- BCom (Hons)
- 21 years of investment experience

The US Federal Reserve (Fed) held rates steady at both of its quarter one 2026 meetings (28 January 28 and 18 March), keeping the federal funds rate in the 3.5% to 3.75% range. This followed three consecutive 25 basis point (bps) cuts, leaving rates at their lowest since November 2022. At the January meeting, the Federal Open Market Committee noted economic activity expanding at a solid pace and the unemployment rate showing signs of stabilising. The Fed Chair also underscored uncertainty surrounding an oil price spike driven by conflict in the Middle East, noting that the US had not made as much progress on inflation as hoped. With February inflation at 3.2% – well above the Fed's 2% target – the central bank kept its benchmark rate flat, signalling no near-term cuts.

The South African Reserve Bank's Monetary Policy Committee (MPC) kept the repo rate on hold at 6.75% at both its 29 January and 26 March meetings, following a 25bps cut in November 2025. The MPC cited higher inflation risks from geopolitical tensions, with headline inflation revised upward for 2026 and 2027,

though still within the 2% to 4% tolerance band. The bank signalled that rate hikes could still be on the horizon if conditions worsen, a notable shift in tone.

The Forward Rate Agreement (FRA) market curve bear steepened during the quarter, with the front end relatively outperforming the longer end of the cash curve by 80bps. Front-end certificates of deposit (NCDs) and treasury bills also followed similar moves and bear steepened over the quarter, with treasury bill rates relatively outperforming NCD rates, especially in the six- to nine-month term horizon. Nominal South African government bonds also repriced significantly wider with a bear flattening bias, where the front end sold off around 110bps versus a sell-off of around 75bps in the ultra-long end.

The swap market also came back and relatively outperformed the bond market over the quarter, with JIBAR-linked bank floating rate notes remaining tight at a spread of 35bps over JIBAR on aggregate. The front end of the South African Government Bond

(SAGB) fixed curve still looks attractive relative to internal fair value models, specifically due to high coupon accruals. The 2027 and 2030 government floating rate note spreads remained stable over the quarter with some marginal mark-to-market volatility and look expensive relative to asset swap spreads of similar tenor nominal bonds.

Short term cash borrowing rates increased 15 to 20bps over the quarter, aligning with the significant change in local and global rates expectations. Strategically, portfolio interest rate risk positioning requires caution in this climate, implying a neutral-to-short, modified duration position relative to benchmark. Tactically the opportunity presents itself to buy duration exposure as rates tick higher, but with the caveat of a cessation of the US-Iran war. Yield enhancement through term credit exposure remains a key performance lever in the short to intermediate term.

Source: Old Mutual Investment Group as at 31/03/2026

OTHER INVESTMENT CONSIDERATIONS

ONGOING

	Class A	Class A2	Class B1
Annual service fees (excl. VAT**)	0.50%	0.40%	0.25%

Please note: Class B1 is available through investment platforms such as Old Mutual Wealth.

Class A2 is closed to new business.

The fee is accrued daily and paid to the management company on a monthly basis. Other charges incurred by the fund, and deducted from its portfolio, are included in the TER. A portion of Old Mutual Unit Trusts' annual service fees may be paid to administration platforms.

Total Expenses (Incl. Annual Service Fee) (31/03/2026)	36 Months			12 Months		
	Class A	Class A2	Class B1	Class A	Class A2	Class B1
Total Expense Ratio (TER) Incl. VAT	0.59%	0.47%	0.30%	0.59%	0.47%	0.30%
Transaction Cost (TC)	-	-	-	-	-	-
Total Investment Charge	0.59%	0.47%	0.30%	0.59%	0.47%	0.30%

Please note: Class B1 is available through investment platforms such as Old Mutual Wealth.

Class A2 is closed to new business.

TER is a historic measure of the impact the deduction of management and operating costs has on a fund's value. A higher TER does not necessarily imply a poor return, nor does a low TER imply a good return. The current TER, which includes the annual service fee, may not necessarily be an accurate indication of future TERs. Transaction Cost (TC) is a necessary cost in administering the fund and impacts fund returns. It should not be considered in isolation as returns may be impacted by many other factors over time including market returns, the type of fund, the investment decisions of the investment manager and the TER.



OLD MUTUAL MONEY MARKET FUND

MINIMUM INVESTMENTS

LOW BALANCE CHARGE

Effective from 31 March 2025, a Prescribed Minimum Balance of R10 000 per fund per investment contract will apply. Failure to maintain the Prescribed Minimum Balance in any such fund will result in a Low Balance Charge* of R31 per month excluding VAT being incurred. However, if there is an existing monthly debit order of a minimum of R500 into each underlying fund within your investment contract, the Low Balance Charge will not apply. Please refer to the [link for a full disclosure](#) on how the Low Balance Charge will apply to your investments.

* This charge will not apply if investing via investment platforms such as Old Mutual Wealth.

INITIAL CHARGES (Excl. VAT):

Initial adviser fee will be between 0% and 3.00%.

DISCLOSURES

We aim to treat our clients fairly by giving you the information you need in as simple a way as possible, to enable you to make informed decisions about your investments.

- We believe in the value of sound advice and so recommend that you consult a financial planner before buying or selling unit trusts. You may, however, buy and sell without the help of a financial planner. If you do use a planner, we remind you that they are entitled to certain negotiable planner fees or commissions.
- Investments in unit trusts should ideally be a medium- to long-term strategy that takes cognisance of the Recommended Investment Term of each individual fund as stipulated in its Minimum Disclosure Document. A fund's or an investment strategy's ability to provide benchmark performance, or to achieve its performance target over its Recommended Investment Term on a net of fee basis may be impacted by market illiquidity, differences in fund and market pricing points, concentration risk and other local (and where applicable global) events, such as market- and political developments, macro-economic factors and healthcare risks such as Covid-19, amongst others. Your fund value may therefore go up or down and the investment capital or return on your investment is not guaranteed. How a fund has performed in the past does not necessarily indicate how it will perform in the future.
- The fund fees and costs that we charge for managing your investment are disclosed in this Minimum Disclosure Document (MDD) and in the table of fees and charges, both of which are available on our public website or from our contact centre.
- Additional information of the proposed investment, including brochures, application forms and annual or quarterly reports, can be obtained, free of charge, from Old Mutual Unit Trust Managers (RF) (Pty) Ltd, from our public website at www.oldmutualinvest.com or our contact centre on 0860 234 234.
- Our cut-off time for client instructions (e.g. buying and selling) is at 15:00 each working day for all our funds, except for our money market funds, where the cut-off is at 12:30.
- The valuation time is set at 15:00 each working day for all our funds, excluding our money market funds which is at 13:00, to determine the daily ruling price (other than at month-end when we value the Old Mutual Index Funds and Multi-Managed Fund of Funds range at 17:00 close). Daily prices are available on the public website and in the media.
- Unit trusts are traded at ruling prices, may borrow to fund client disinvestments and may engage in scrip lending. The daily ruling price is based on the current market value of the fund's assets plus income minus expenses (NAV of the portfolio) divided by the number of units on issue.
- Excessive daily withdrawals from the fund may place the fund under liquidity pressures. In such circumstances a process of ring-fencing of withdrawal instructions and/or managed payouts over time may be followed.
- A money market fund is not a bank deposit account. Its unit price aims to be constant but investment capital is not guaranteed. The total return is primarily made up of interest (declared daily at 13:00) but may also include any gain/loss on any particular instrument. In most cases this will merely have the effect of increasing or decreasing the daily yield, but in the case of abnormal losses, it can have the effect of reducing the capital value of the fund. The published yield is calculated using the average of the fund's previous seven days' net income (and assumes all income was reinvested). This figure is then annualised, which is the weighted average compound growth rate. Excessive withdrawals from the fund may place the fund under liquidity pressures. In such circumstances a process of ring-fencing of withdrawal instructions and managed payouts over time may be followed.
- The Net Asset Value to Net Asset Value figures are used for the performance calculations. The performance quoted is for a lump sum investment. The performance calculation includes income distributions prior to the deduction of taxes and distributions are reinvested on the ex-dividend date. Performances may differ as a result of actual initial fees, the actual investment date, the date of reinvestment and dividend withholding tax. Annualised returns are the weighted average compound growth rates over the performance period measured. Performances are in ZAR and as at 31 March 2026. Source: Morningstar.

Futuregrowth Asset Management (Pty) Ltd is a Licensed Financial Services Provider.

Old Mutual Unit Trust Managers (RF) (Pty) Ltd, registration number 1965 008 47107, is a registered manager in terms of the Collective Investment Schemes Control Act 45 of 2002. Old Mutual is a member of the Association for Savings and Investment South Africa (ASISA). Old Mutual Unit Trust Managers has the right to close the portfolio to new investors in order to manage it more efficiently in accordance with its mandate.

Trustee: Standard Bank, PO Box 54, Cape Town 8000. Tel: +27 21 401 2002, Fax: +27 21 401 3887

CONTACT DETAILS

Funds are also available via Old Mutual Wealth and MAX Investments.



0860 234 234



www.oldmutualinvest.com



unittrusts@oldmutual.com



[Invest now](#)